

LEVEL 29






PART AVAILABLE

NORTH EAST UNIT
5,932 SQ FT / 551 SQ M

FLOOR CONDITION

The North East corner comes with 52 desks, a range of meeting rooms, breakout spaces and teapoint. The reception has been designed to provide a relaxed and inviting arrival for guests, equipped with a separate kitchen/ teapoint, soft seating and informal work areas as well as two client-facing meeting rooms and a boardroom.

KEY

-  Workspace Available
-  Occupied
-  Core
-  Lift
-  Goods / Firemens' Lift

