





LEVEL 35

AVAILABLE
28,336 SQ FT
2,633 SQ M

FLOOR CONDITION

Available as Shell & Core

KEY

-  Workspace Available
-  Core
-  Lift
-  Goods / Firemens' Lift

